



COVID-19 CLINICAL TRIALS WORLDWIDE

UPDATE: AUGUST 2, 2020

REPORT BY:



CLINICAL TRIAL DATA BY:




ClinicalTrials.gov



Notes:

- All clinical trial data is taken directly from clinicaltrials.gov, a site managed by the National Institute of Health
- Each data point is hyperlinked directly to its Clinical Trial on [Clinicaltrials.gov](https://clinicaltrials.gov)
- Active Clinical Trials listed are those with the following parameters:
 - Listed as not yet recruiting
 - Recruiting
 - Enrolled by invitation
 - Active – not recruiting
- Total Clinical Trials listed as active worldwide may be different when adding up Clinical Trials by country, by sponsors/collaborators or by drug interventions. This is due to the fact that some trials are conducted across multiple countries and may involve multiple sponsors and or drug interventions.

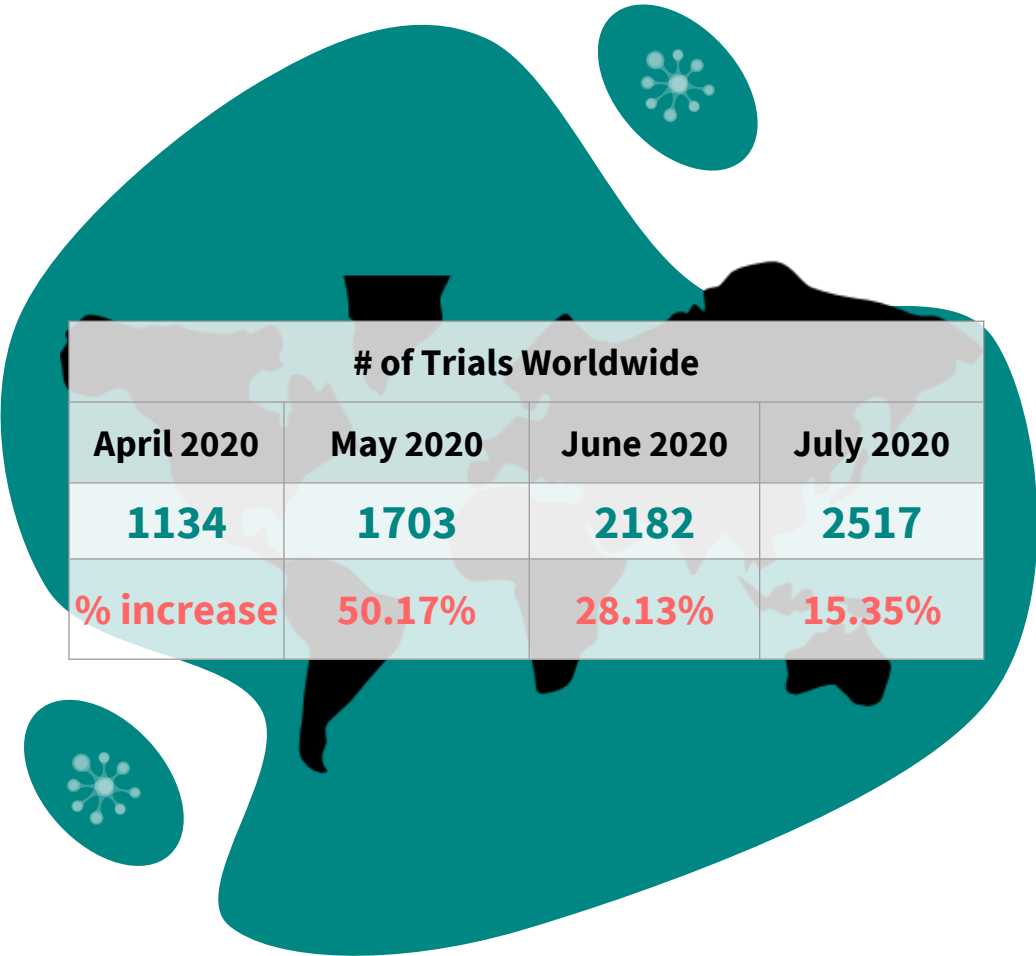


Covid virus Clinical Trials update



Covid-19 Clinical Trials Worldwide

NOTE

Although there are 2517 Clinical Trials listed as active worldwide as of August 2nd, 2020, those totals are different when adding up Clinical Trials by country. This is due to the fact that some trials are active in multiple countries.

A large, dark teal, irregular shape resembling a world map serves as a background for the table. It is decorated with several small, light teal virus icons scattered across its surface.

# of Trials Worldwide			
April 2020	May 2020	June 2020	July 2020
1134	1703	2182	2517
% increase	50.17%	28.13%	15.35%





Covid-19 Clinical Trials from around the world

TRIALS BY TOP 20 COUNTRIES

Country		# of Trials
	United States	560
	France	357
	United Kingdom	128
	Spain	127
	Italy	115
	China	91
	Canada	85
	Egypt	83
	Germany	71
	Brazil	60

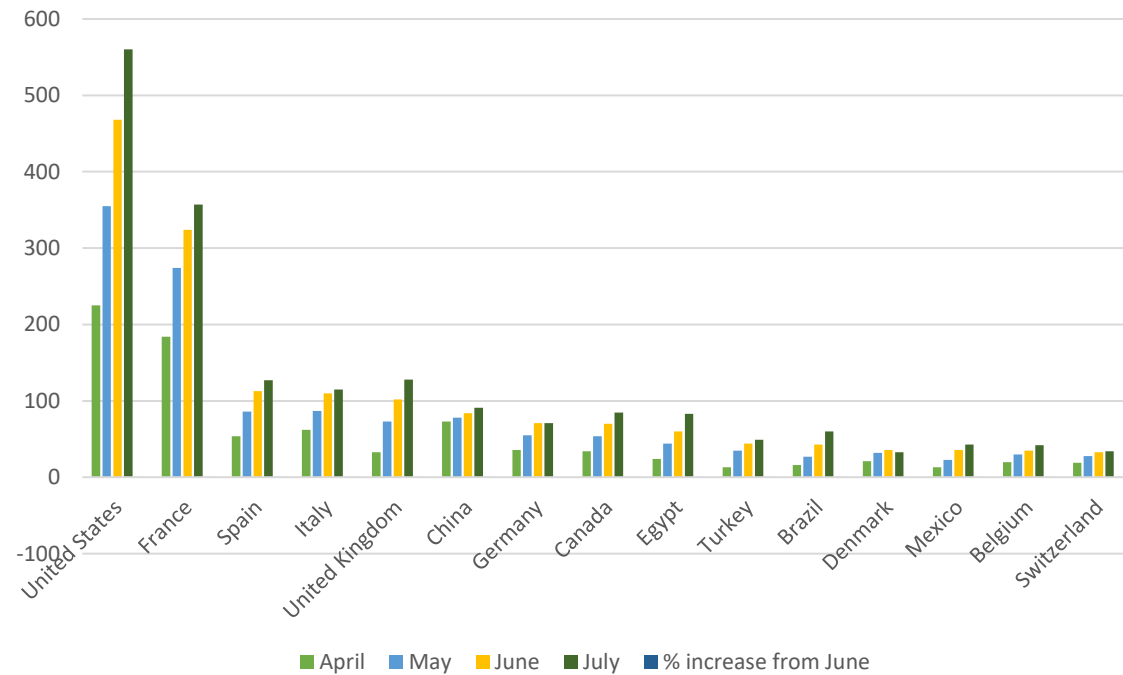
Country		# of Trials
	Turkey	49
	Mexico	43
	Belgium	42
	Russian Federation	34
	Switzerland	34
	Denmark	33
	Argentina	30
	Sweden	29
	Austria	21
	India	21

Although there are 2517 Clinical Trials listed as active worldwide as of August 2nd, 2020, those totals are different when adding up Clinical Trials by country. This is due to the fact that some trials are active in multiple countries.




Covid-19 Clinical Trials from around the world

INCREASE IN TRIALS APRIL - JULY



		# of Trials				
	Country	April	May	June	July	% increase from June
	United States	225	355	468	560	19.66%
	France	184	274	324	357	10.19%
	Spain	54	86	113	127	12.39%
	Italy	62	87	110	115	4.55%
	United Kingdom	33	73	102	128	25.49%
	China	73	78	84	91	8.33%
	Germany	36	55	71	71	0.00%
	Canada	34	54	70	85	21.43%
	Egypt	24	44	60	83	38.33%
	Turkey	13	35	44	49	11.36%
	Brazil	16	27	43	60	39.53%
	Denmark	21	32	36	33	-8.33%
	Mexico	13	23	36	43	19.44%
	Belgium	20	30	35	42	20.00%
	Switzerland	19	28	33	34	3.03%

Although there are 2517 Clinical Trials listed as active worldwide as of August 2nd, 2020, those totals are different when adding up Clinical Trials by country. This is due to the fact that some trials are active in multiple countries.



Covid-19 Clinical Trials from around the world

TRIALS BY TOP 20 PHARMA SPONSORS/COLLABORATORS


Sponsor/Collaborator	# of Trials
Hamad Medical Corporation	9
Novartis	8
Institut Pasteur	7
Azidus Brasil	6
Sanofi	6
Novartis Pharmaceuticals	5
Pfizer	5
Regeneron Pharmaceuticals	5
Eli Lilly and Company	4
Farmoquimica S.A.	4

Sponsor/Collaborator	# of Trials
Kiniksa Pharmaceuticals,	4
Revimmune	4
Roche Pharma AG	4
Takeda	4
AbbVie	3
Ansun Biopharma, Inc.	3
Apices Soluciones S.L.	3
AstraZeneca	3
Bristol-Myers Squibb	3
Cadila Pharmaceuticals	3

Although there are 2517 Clinical Trials listed as active worldwide as of August 2nd, 2020, those totals are different when adding up Clinical Trials by sponsors/collaborators. This is due to the fact that some sponsors/collaborators are involved in multiple trials and there can be multiple sponsors/collaborators per trial.



Covid-19 Clinical Trials from around the world




TRIALS BY TOP 20 UNIVERSITY SPONSORS/COLLABORATORS

Sponsor/Collaborator	# of Trials
Assiut University	28
Johns Hopkins University	19
Cairo University	18
Columbia University	17
Stanford University	17
Duke University	15
Tanta University	15
Ain Shams University	13
University of Oslo	13
University of Zurich	13

Sponsor/Collaborator	# of Trials
University of Oxford	12
Imperial College London	11
Nantes University Hospital	11
University College, London	11
University of Colorado, Denver	11
University of Pennsylvania	11
Yale University	11
Mansoura University	10
The University of Hong Kong	10
University of California, San Francisco	10

Although there are 2517 Clinical Trials listed as active worldwide as of August 2nd, 2020, those totals are different when adding up Clinical Trials by sponsors/collaborators. This is due to the fact that some sponsors/collaborators are involved in multiple trials and there can be multiple sponsors/collaborators per trial.




Covid-19 Clinical Trials from around the world

TRIALS BY TOP 20 HEALTH, RESEARCH SPONSORS/COLLABORATORS

Sponsor/Collaborator	# of Trials
Assistance Publique - Hôpitaux de Paris	56
University Hospital, Strasbourg, France	26
Hospices Civils de Lyon	22
University Hospital, Montpellier	21
National Institute of Allergy and Infectious Diseases (NIAID)	20
National Institutes of Health Clinical Center (CC)	20
University Hospital, Lille	18
University Hospital, Toulouse	18
University Health Network, Toronto	16
Centre Hospitalier Universitaire de Nice	15

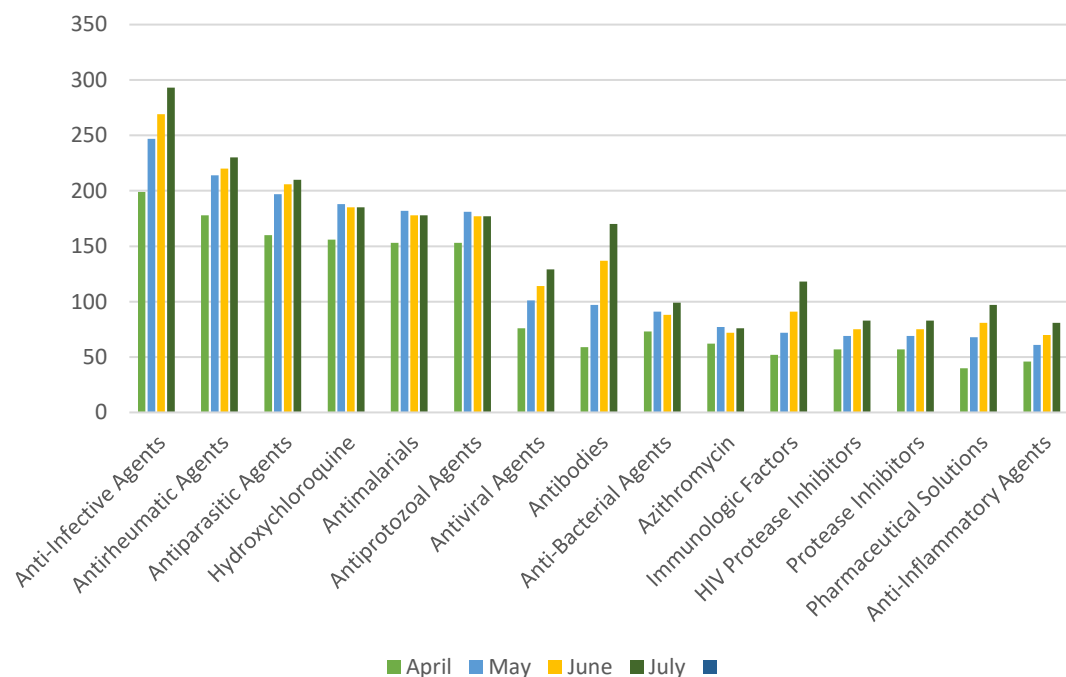
Sponsor/Collaborator	# of Trials
Cambridge University Hospitals NHS Foundation Trust	14
Institut National de la Santé Et de la Recherche Médicale, France	14
Massachusetts General Hospital	14
Central Hospital, Nancy, France	13
Tongji Hospital	13
Bill and Melinda Gates Foundation	11
Brigham and Women's Hospital	11
Nantes University Hospital	11
National Cancer Institute (NCI)	11
University Hospital Tuebingen	11

Although there are 2517 Clinical Trials listed as active worldwide as of August 2nd, 2020, those totals are different when adding up Clinical Trials by sponsors/collaborators. This is due to the fact that some sponsors/collaborators are involved in multiple trials and there can be multiple sponsors/collaborators per trial.



Covid-19 Clinical Trials from around the world

TRIALS BY TOP 20 DRUG INTERVENTIONS



	# of Trials				% increase from June
	April	May	June	July	
Anti-Infective Agents	199	247	269	293	8.92%
Antirheumatic Agents	178	214	220	230	4.55%
Antiparasitic Agents	160	197	206	210	1.94%
Hydroxychloroquine	156	188	185	185	0.00%
Antimalarials	153	182	178	178	0.00%
Antiprotozoal Agents	153	181	177	177	0.00%
Antiviral Agents	76	101	114	129	13.16%
Antibodies	59	97	137	170	24.09%
Anti-Bacterial Agents	73	91	88	99	12.50%
Azithromycin	62	77	72	76	5.56%
Immunologic Factors	52	72	91	118	29.67%
HIV Protease Inhibitors	57	69	75	83	10.67%
Protease Inhibitors	57	69	75	83	10.67%
Pharmaceutical Solutions	40	68	81	97	19.75%
Anti-Inflammatory Agents	46	61	70	81	15.71%

Although there are 2517 Clinical Trials listed as active worldwide as of August 2nd, 2020, those totals are different when adding up the Drug Interventions used within each Clinical Trial. This is due to the fact that there can be multiple drug interventions listed across multiple trials.



COVID-19 CORONAVIRUS CLINICAL TRIALS FROM AROUND THE WORLD



ClinicalTrials.gov is a Web-based resource that provides patients, their family members, health care professionals, researchers, and the public with easy access to information on publicly and privately supported clinical studies on a wide range of diseases and conditions. The Web site is maintained by the [National Library of Medicine](#) (NLM) at the [National Institutes of Health](#) (NIH). Information on ClinicalTrials.gov is provided and updated by the sponsor or principal investigator of the clinical study.

<https://clinicaltrials.gov/>



McDougall Scientific is a Clinical Research Organization with over 35 years of experience specializing in clinical statistical analysis services, top-tier data management, reporting and clinical trial design.

A highly reputed firm in multiple therapeutic areas and indications supporting clinical trials from Phase I to Phase IV. The high repeat and referral client rate is the best testimony to their proven, nimble approach.

www.mcdougallscientific.com



With over 20 years of consistent and successful results, SPharm has become one of the leading Drug Regulatory Advisory firms in Canada.

Drug companies from around the world count on SPharm to help them navigate the drug (and other health products) review & approval process.

www.spharm-inc.com